


## Gutter Cleaners


Keeping gutters clean will help to prevent backups and leaks in bad weather. Clean gutters in the fall after all the leaves have fallen, and in the spring. Start by pulling out all debris by hand; then flush the entire system with water from a garden hose.



A wire basket that rests in the gutter over the downspout opening will keep debris out of the pipe.



Screens that cover the entire gutter are designed to trap wet debris where it can dry and blow away.



Some systems replace standard gutters with louvers that disperse the flow onto the ground.

## Repairing Gutters

USE: ► wire brush • power drill • pop-rivet gun ► patch • rivets • caulk



**1** Use a wire brush around the hole to clean and scuff the metal. Cut a patch from the same metal as the gutter.



**2** Set the patch piece in position, and drill pilot holes for pop rivets through the patch and the gutter.

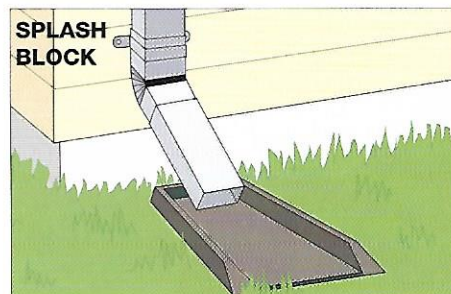


**3** Caulk the area covered by the patch and the back of the patch with silicone, and press the patch into place.



**4** Secure the patch with pop rivets. Install as many as you need to make the caulk ooze out on all sides.

## Downspout Extenders



Splash blocks are designed to prevent water leaving the downspout from draining directly down along the foundation wall. Some innovative fixtures, such as a roll-out hose, extend to carry off water during heavy rains, then coil up again, out of the way.

